


AGES

5+

# PALESTINE

CLOSE TO OUR ♥'S

**AN interactive  
activity pack to  
educate our little  
UMMAH**



We design homeschool curriculums and resources for Muslim children so that education and Islam do not need to be separate anymore.

[www.homeschoolqueens.com](http://www.homeschoolqueens.com)  
[@homeschoolqueens](https://www.instagram.com/homeschoolqueens)

# PARENT GUIDE

Asalaamu aleikum parents,

We pray that you are in great health and emaan.

**The recent situation of Palestine** has been heartbreaking and so distressing upon us as parents, may Allah bless and aid them aameen.

Children can carry a lot of anxiety when they sense something is wrong, no matter how much we try not to show them. This is why it is so important to talk with our children about difficult topics such as this. We have designed this lesson to help you to have an open conversation in a **gentle way**.

Talking to our children about this topic helps them to build a strong Muslim character and connection with our brothers and sisters suffering. We have written this story to help your children learn about the importance of Masjid Al-Aqsa and why we, as Muslims, are connected to Palestine.

## - Read aloud the story and follow it up with the question cards.

As much as it is important for us to discuss our thoughts with our children on these difficult topics, it is also very important to listen to them.

The question cards help by giving your child the opportunity to express what they are thinking and feeling. The story ends with reminding your children the importance of dua. You can use the question cards to help encourage them to make dua for the end of the oppression in Palestine.

## - Children can develop a deeper connection to learning through play.

Play allows children the freedom to express their thoughts and communicate ideas without restriction. We have designed a follow up activity of creating paper dolls and a recreation of Masjid Al-Aqsa to encourage them to explore their feelings and understanding on the topic.

Use the question prompts on the instruction sheet to ask them questions as they play. Encourage your children to use their dolls to make dua.

May Allah relieve the suffering and grant victory to the Muslims, aameen. We pray this will be of benefit to you and help children to keep Palestine and Masjid Al-Aqsa close in their hearts.

*Khalila and Ruqayyah*  
Homeschool Queens

Musalla Al Qibli photo credits: masjidalaqsa.net

# PALESTINE



far away from our homes but not far from our hearts!



You might have heard that there are some problems going on in Palestine right now. As Muslims we believe that when one part of our ummah hurts, the whole ummah hurts. This means that we care and love our brothers and sisters in Islam even when we don't know them. We want them to be safe and happy!

**Let's learn about a beautiful place of prayer in Palestine called Masjid Al-Aqsa.**

A long time ago there was a prophet of Allah called Sulayman (peace be upon him). He used to pray in Masjid Al-Aqsa. He was a prophet who could talk with animals and understand them (by the permission of Allah). What would you say, if you could talk to animals?



**THIS IS MUSALLA AL QIBLI**

The Masjid was destroyed until some time later when a friend of our prophet Muhammad (peace be upon him) rebuilt a place of prayer in the same place that Sulayman had. His name was Umar Ibn Al-Khattab. He was a brave man who was loved by all the Muslims.



## Masjid Al-Aqsa was the second Masjid to have ever been built on this earth, how amazing!

Prophet Sulayman prayed to Allah and asked Him to allow anyone who prayed in Masjid Al-Aqsa to have all their sins forgiven. Allah answered his prayer.

Muslims from all over the world have always come to visit Masjid Al-Aqsa. They come to see the shiny gold dome known as the Dome of the Rock. (It's where the prophet Muhammad (peace be upon him) went to jannah, with the angel Jibreel.) They come to see the place where the prophets prayed. Masjid Al-Aqsa is a large area and there is so much to see. It is a very special place in our hearts.



**THIS IS THE DOME OF THE ROCK**

Sadly, Palestine is not safe anymore.



Their land is at war and the 'Israeli settlers' are trying to steal land and homes that belong to the Palestinians and take it for themselves.

As Muslims we believe in being kind to others and living in peace. We want to avoid war and fighting. Think about how you would feel if someone came and tried to take your home away.

As Muslims we can make dua. Dua is when you make a special request to Allah and ask Him anything for you like. Wherever you are, know that Allah can always hear you.

## **Dua is stronger than any weapon, because Allah is the one who is in control of everything!**



You can raise your hands to the sky and pray for the people of Palestine. Pray for them to be safe and pray for them to be happy.



### **QUESTION CARDS**

**QUESTION:**

**Did you already know about the problems happening in Palestine now?**

**QUESTION:**

**How do you feel about it?**

**QUESTION:**

**Why is it wrong to take someone else's land?**

**QUESTION:**

**What duas can we ask Allah to help the people in Palestine?**

**QUESTION:**

**Why is it important to ask Allah?**

**QUESTION:**

**We pray that Allah makes Palestine safe again. Would you love to visit Masjid Al-aqsa and pray there one day?**

# MAKE YOUR OWN

## MINI MASJID AL-AQSA

You can take the mini Muslim paper dolls to pray for the people of Palestine and ask Allah to keep them safe. Don't forget to ask Allah yourself too.

### How to make the mini Muslim doll:

1. Colour the doll of your choice.
2. Cut both out.
3. Glue them together (the coloured doll on top so we can see the colouring) with the stick in the middle.

### How to make the Masjid:

1. Colour the sheet.
2. Cut it out.
3. Fold on the dotted lines.
4. Glue the tab that says "GLUE HERE" to the back of the other side.



### Question prompts for play

To support play and their understanding, ask these open ended questions as they play:

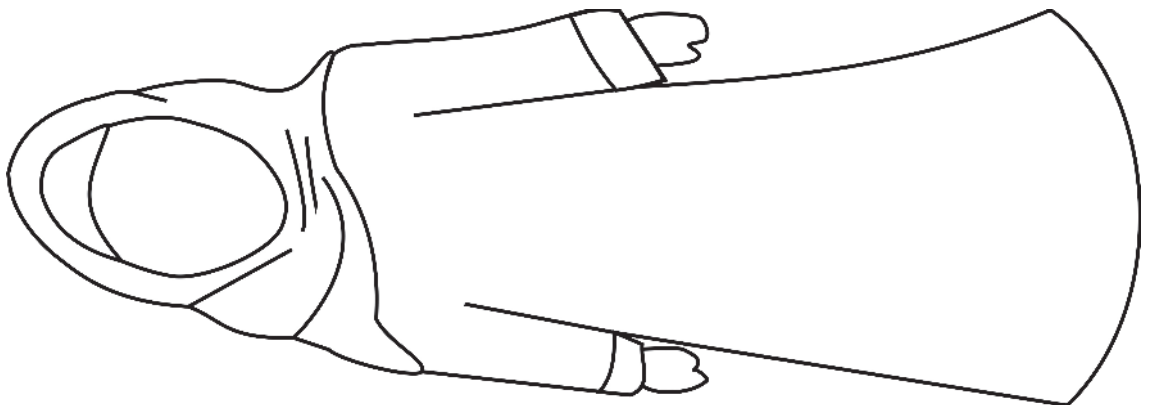
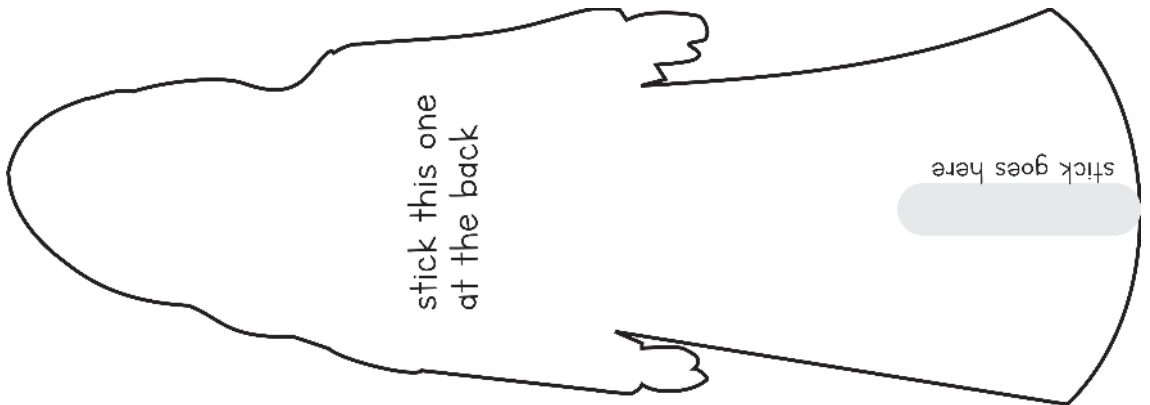
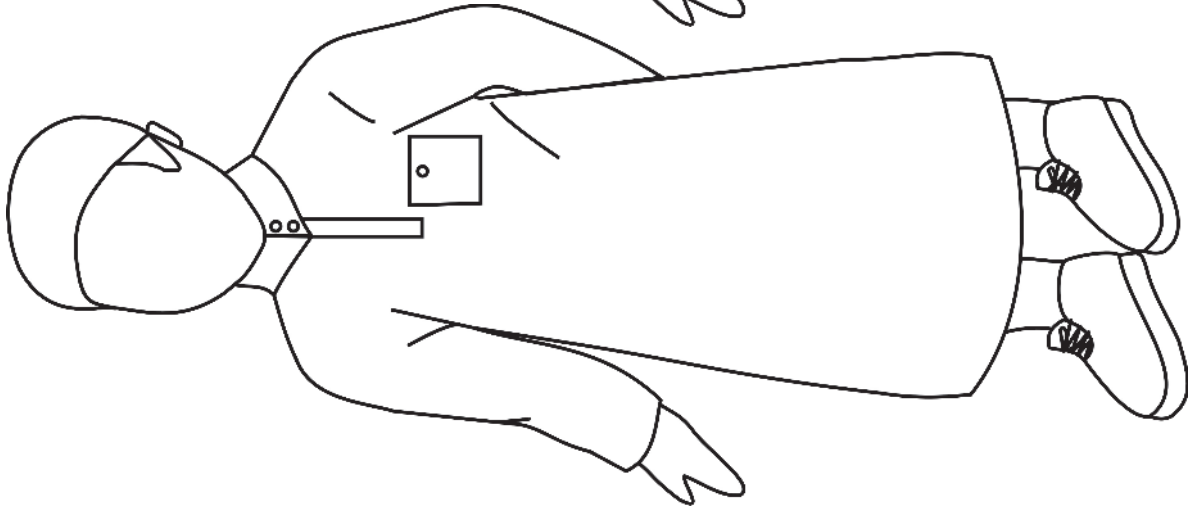
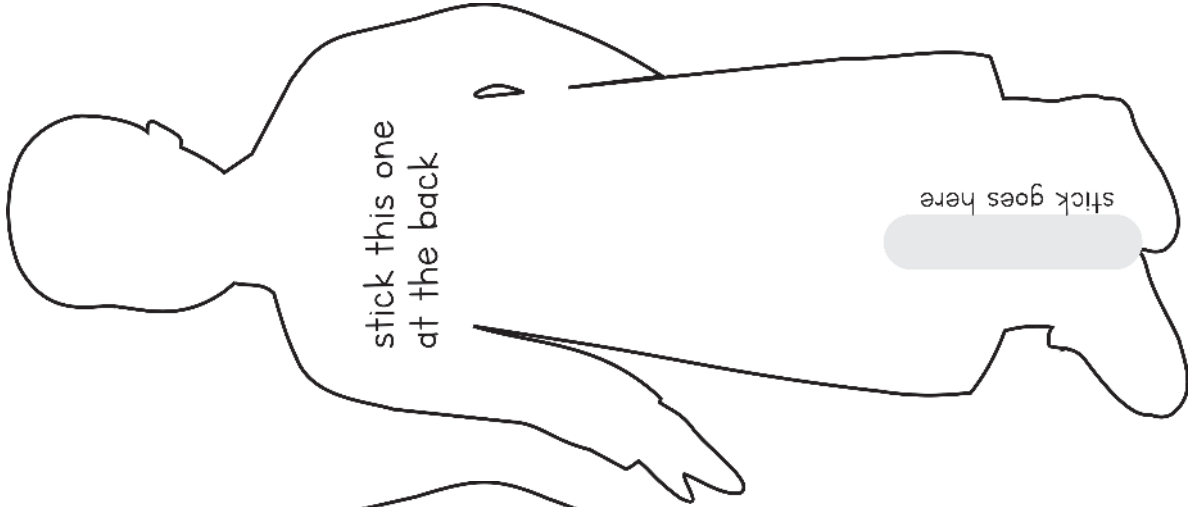
- Is this Masjid Al-Aqsa? Can you tell me about it?
- Who are these people you are playing with, what are their names?
- Are they going to pray for Palestine?
- What will they ask Allah?
- How are they feeling?

### Things we need:

- Scissors
- Glue
- Printed sheet with the mini Muslim dolls (next pages)
- Printed sheet with the Masjid (next pages)
- Colouring pens
- Wood lolly sticks

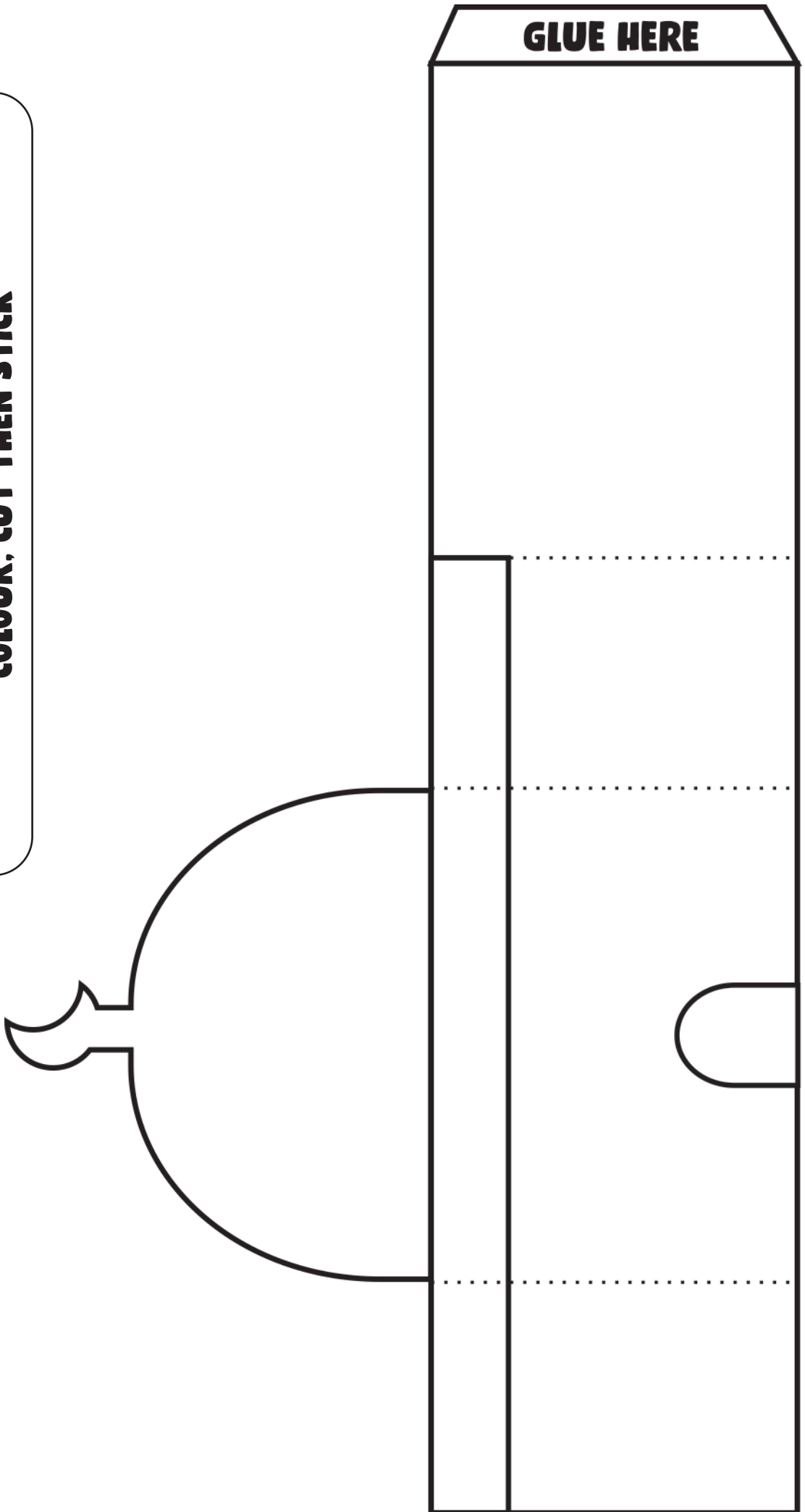
# MINI MUSLIM DOLLS

COLOUR, CUT THEN STICK



# MASJID AL-AQSA

COLOUR, CUT THEN STICK



# EXTENSION TASK

## CREATE A POSTER

### **Create a poster or write and illustrate your own story**

Draw Masjid Al-Aqsa on a plain piece of paper. Then, write some of the things you have learnt about it from the story.

(Parents: Use dictation for your younger children. This is where you ask them to draw a picture and then you write down what they say. You can use the question prompts to help your children think about what to write.)



**For more educational Islamic resources, visit:**

**[www.homeschoolqueens.com](http://www.homeschoolqueens.com)**

**Instagram: [@homeschoolqueens](https://www.instagram.com/homeschoolqueens)**